



Model	Output Current	Input Current	Input Power	Output Power Range	PF	Efficiency	Output Voltage
LV60W24CG Triac	2500mA	0.9A	70W	10-60W	0.98	83%	24V

\* Test result @230V, 50Hz, Full Load.

### 1. Parameters


category	Item	Technical Norm
Features	Output Type	Constant Voltage
	Dimming Type	Phase dimming 10-100%
	Output Features	Isolation
	IP Grade	IP20
	Insulation Class	Class II
Input	Rated Input Voltage	220-240VAC
	Range of Input Voltage	176-264VAC
	Range of DC Input Voltage	170-275VDC
	Frequency	50/60Hz
	Input Current	≤0.9A (230VAC, full load)
	Input Power	≤70W (230VAC, full load)
	Power Factor	≥0.98 (230VAC, full load)
	THD	≤20% (230VAC, full load)
	No-load Power Consumption	≤0.5W @230VAC 50Hz
	Inrush Current	≤14A/780us typical (230VAC, full load)
	Connected quantity of 16A Breaker	25pcs/type B ; 40pcs/type C @ 230Vac
Leakage current	<0.50mA	
Output	Output Voltage	24VDC+/-5%
	No Load Voltage	24.8VDC Max.
	Output Current	0-2500mA
	Max. Output Power	60W
	Efficiency	≥83% (230VAC, full load)
	Voltage Ripple	3% (230VAC, full load (Vmax-Vmin) / (Vmax+Vmin))
	Current Accuracy	N/A
	Start-up Time	≤0.5S (230VAC, full load)

Protection	Short Circuit Protection	Shut down o/p voltage, re-power on to recover after fault condition is removed
	Overload Protection	≤120% shut down o/p voltage, re-power on to recover
	Over temperature	100°C +/-10°C shut down o/p voltage, automatically recover after cooling
Environment	Ta/Operation Temperature	-40....+60°C
	Ts/Storage Temperature	-40....+80°C
	Tc/Enclosure Temperature	90°C
	Humidity	20%....90%RH
	Vibration	10-500Hz, 2G 10min./1 cycle, period for 60 min. each along X, Y, Z axes
	Temp coefficient	+/- 0.03%/°C (0-50°C)
Construction	Connection Method	Push-in Terminal
	Installation	Build-in
	PRI Wire preparation	0.75-1.5 <sup>2</sup>
	SEC Wire preparation	0.5-1.5 <sup>2</sup>
	Dimension	300*30*18,5mm (L*W*H)
Standards	Withstand voltage	I/P-O/P:1.88KVac
	Safety Standards	EN61347-1:2015, EN61347-2-13:2014/A1:2017
	EMC Standards	EN55015:2013/A1:2015,EN61000-3-2:2014
	Isolation resistance	I/P-O/P:100MΩ/500VDC/25°C/70%RH
	Surge	L-N/1KV (L/N)-PE/2KV
Others	RoHS	complied to 2011/65/EU
	Life Time	50000h @50□ (Ta) / 80□ (Tc)
	Warranty	5years , F.R. < 10000ppm
<p>Remark: 1. All Parameters, if not specified, are measured at 230VAC/50Hz and 25□ ambient temperature.                  2. LED Driver is a component of the luminaires, Luminaires and wire layout will affect the EMC, please check the EMC with end products again.</p>		

## 2. Label

● L Input ● N	 <b>KGP Electronics GmbH</b> Hueckstraße 19 DE-58511 Lüdenscheid	LED Dimmable Power Supply  <b>LV60W24VCG Triac</b> Input Voltage 200-240Vac Input Frequency:50/60Hz Power Factor:≥0.95C Prange=0-60W	U <sub>rated</sub> =24Vdc I <sub>range</sub> =0-2500mA Ta:50°C Tc:90°C	● tc    IP20 SELV	+ Red ● Output - Black ●
---------------------	--	--	--	---	--------------------------------

### 3. Dimension (Unit: mm)

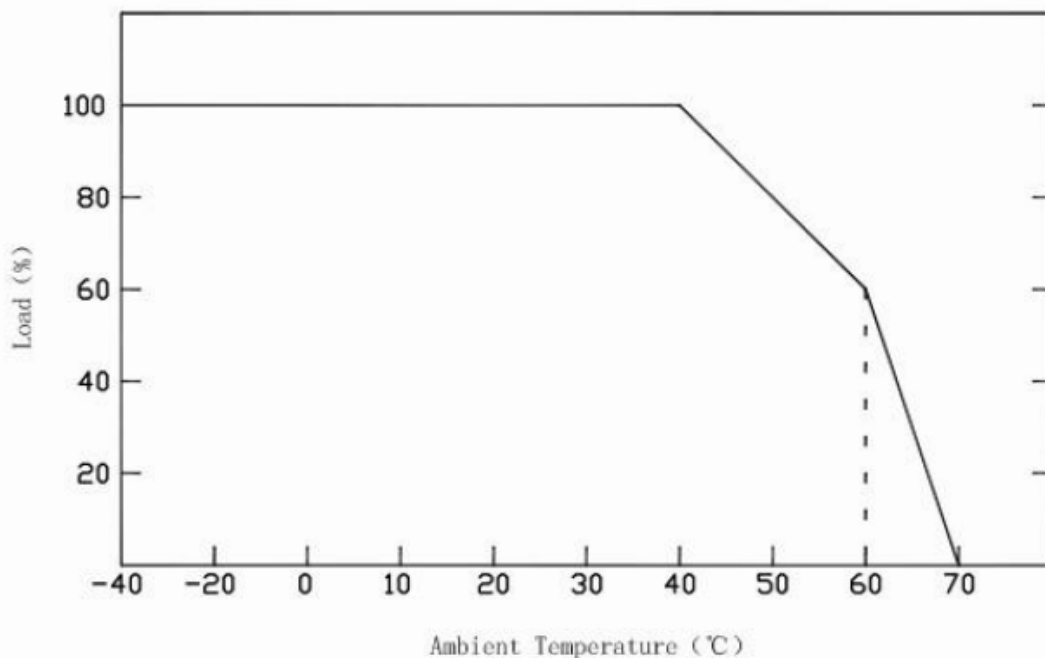


- Input terminals "Black" and "White" to connect to AC L and N
- Output terminals "Red" to LED Positive side (+), "Black" to LED Negative side (-)

### 4. Packing information

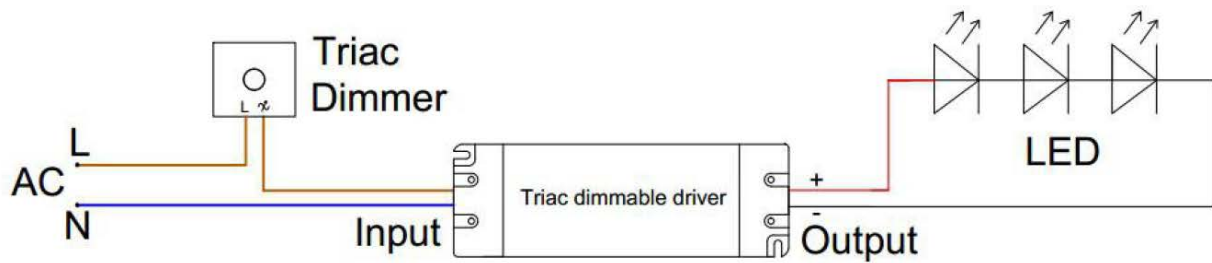
Carton L*W*H(mm)	Pcs/Carton	Net weight/ Pcs(kg)	Net weight/ Carton(kg)	Gross weight / Carton(kg)
330*330*130	50	0.35	17.50	19.00

### 5. Derating Curve



- To extend their life, please refer to the derating curve and derate according to the temperature

### 6. Connecting diagram



- 1) This driver should be installed by qualified and professional person
- 2) Please make sure the driver is installed with adequate ventilation around it to allow for heat dissipation
- 3) Ensure that wiring is correct before test in order to avoid light and power supply damage
- 4) If driver Cannot work normally, don't maintain privately; Have any question, please contact us

### 7. Dimming operation

- The Pulse-Width Modulation (PWM) of output voltage can be adjusted through input terminal of the AC phase line (L) by connection a phase/triac dimmer
- Usually matching with forward phase, leading edge, magnetic low voltage, triac dimmers, or reverse phase, trailing edge, electric low voltage dimmers
- Please try to use dimmers with power at least 1.5 times as the output power of the driver.

### 8. Trailing edge dimmer list

Manufacturer	Model (Dimmer)
Berker	2875
Busch-Jaeger	2250U
Busch-Jaeger	6513
Busch-Jaeger	6523
EHMANN	T39.08
Eitako	EUD61NPN-UC
Eitako	EUD12NPN-UC
GIRA	2262 00
JUNG	243EX
Legrand	630W
MERTEN	MEG5133-0000
OPPLE	630W
Schneider	SBD315RC
VADSBO	LD220