



■ Features

- Ultra slim
- Universal AC input / Full range
- 2 pole EURO plug
- No load power consumption < 0.075W
- **Energy efficiency Level VI**
- Comply with EU ErP and meet CoC version 5
- Class II power (without earth pin)
- Protections: Short circuit / Overload / Over voltage
- Fully enclosed plastic case
- Pass LPS
- 3 years warranty

■ Applications

- Consumer electronic devices
- Telecommunication devices
- Office facilities
- Industrial equipments

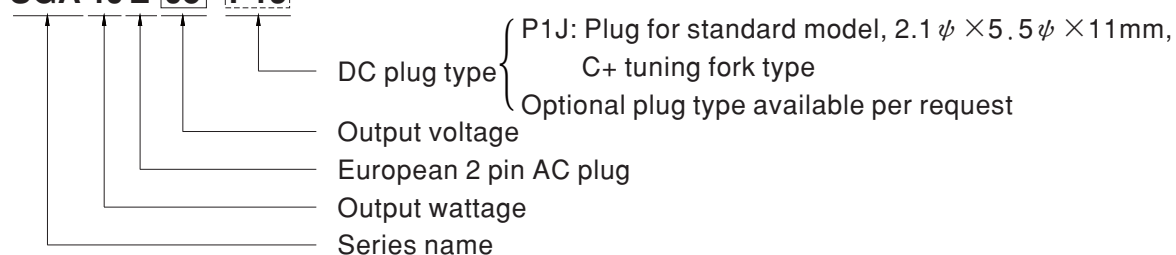
■ Description

SGA40E is a 40W ultra slim wall-mounted style single-output green adaptor series, which is compact and convenient for carry. SGA40E is a class II power unit (without FG) equipped with the standard 2-Pole European plug, accepting the input range from 90VAC to 264VAC. The whole series provides different models with output voltages ranging between 5VDC and 48VDC that it can satisfy the demands for various types of consumer electronic devices.

With the efficiency up to 89% and the extremely low no-load power consumption below 0.075W, SGA40E is compliant with EU ErP and meet CoC version 5. The supreme feature allows the adaptor to save the energy when it is under either the operating mode or the standby mode. The entire series is approved for international safety regulations; moreover, it adopts the 94V-0 flame retardant plastic case that it can effectively prevent users from electric hazards.

■ Model Encoding

SGA 40 E 05 -P1J

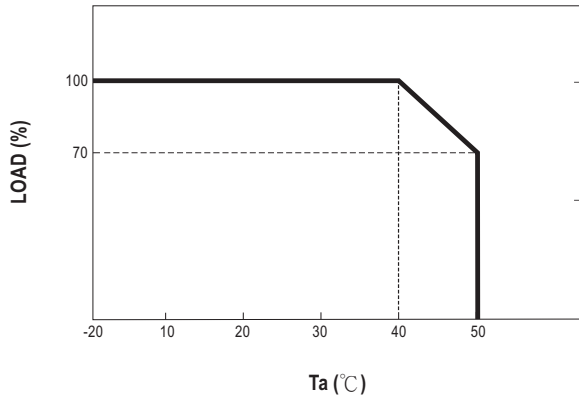




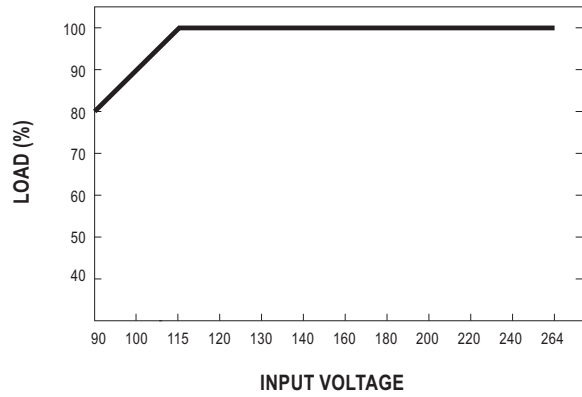
SPECIFICATION

ORDER NO.	SGA40E05-P1J	SGA40E09-P1J	SGA40E12-P1J	SGA40E15-P1J	SGA40E18-P1J	SGA40E24-P1J	SGA40E48-P1J	
OUTPUT	SAFETY MODEL NO.	SGA40E05	SGA40E09	SGA40E12	SGA40E15	SGA40E18	SGA40E24	SGA40E48
	DC VOLTAGE Note.2	5V	9V	12V	15V	18V	24V	48V
	RATED CURRENT	5A	4.44A	3.33A	2.66A	2.22A	1.67A	0.84A
	CURRENT RANGE	0 ~ 5A	0 ~ 4.44A	0 ~ 3.33A	0 ~ 2.66A	0 ~ 2.22A	0 ~ 1.67A	0 ~ 0.84A
	RATED POWER (max.)	25W	40W	40W	40W	40W	40W	40W
	RIPPLE & NOISE (max.) Note.3	120mVp-p	120mVp-p	120mVp-p	120mVp-p	120mVp-p	150mVp-p	150mVp-p
	VOLTAGE TOLERANCE Note.4	± 5.0%	± 5.0%	± 3.0%	± 2.0%	± 2.0%	± 2.0%	± 2.0%
	LINE REGULATION Note.5	± 1.0%	± 1.0%	± 1.0%	± 1.0%	± 1.0%	± 1.0%	± 1.0%
	LOAD REGULATION Note.6	± 5.0%	± 5.0%	± 3.0%	± 2.0%	± 2.0%	± 2.0%	± 2.0%
SETUP, RISE, HOLD UP TIME	500ms, 100ms, 12ms/230VAC		500ms, 100ms, 12ms/115VAC at full load					
INPUT	VOLTAGE RANGE Note.7	90 ~ 264VAC						
	FREQUENCY RANGE	47 ~ 63Hz						
	EFFICIENCY (Typ.)	84.5%	88%	86.5%	86.5%	87%	88%	89%
	AC CURRENT	1A / 115VAC	0.5A / 230VAC					
	INRUSH CURRENT (max.)	40A / 115VAC	70A / 230VAC					
	LEAKAGE CURRENT(max.)	0.25mA / 240VAC						
PROTECTION	OVERLOAD	110 ~ 250% rated output power Protection type : Hiccup mode, recovers automatically after fault condition is removed						
	OVER VOLTAGE	110 ~ 140% rated output voltage Protection type : Clamp by zener diode, output short						
	WORKING TEMP.	-20 ~ +50°C (Refer to "Derating Curve")						
ENVIRONMENT	WORKING HUMIDITY	20% ~ 90% RH non-condensing						
	STORAGE TEMP., HUMIDITY	-20 ~ +85°C, 10 ~ 95% RH						
	TEMP. COEFFICIENT	± 0.03% / °C (0 ~ 40°C)						
	VIBRATION	10 ~ 500Hz, 2G 10min./1cycle, period for 60min. each along X, Y, Z axes						
SAFETY & EMC (Note. 8)	SAFETY STANDARDS	TUV EN60950-1 approved						
	WITHSTAND VOLTAGE	I/P-O/P:4242VDC						
	ISOLATION RESISTANCE	I/P-O/P:100M Ohms / 500VDC / 25°C / 70% RH						
	EMC EMISSION	Compliance to EN55022 class B, EN61000-3-2,3						
	EMC IMMUNITY	Compliance to EN61000-4,-2,3,4,5,6,8,11, light industry level, criteria A						
OTHERS	LIFE	3 years : 100% load 40°C, 12hours / day						
	MTBF	400Khrs min. MIL-HDBK-217F(25°C)						
	DIMENSION	75.5*32*47.5mm (L*W*H)						
	PACKING	165g ; 60pcs / 13kg / CARTON						
CONNECTOR	PLUG	See page 3 ; Other type available by customer requested						
	CABLE	See page 3 ; Other type available by customer requested						
NOTE	<p>1.All parameters are specified at 230VAC input, rated load, 25°C 70% RH ambient.</p> <p>2.DC voltage: The output voltage set at point measure by plug terminal & 50% load.</p> <p>3.Ripple & noise are measured at 20MHz by using a 12" twisted pair terminated with a 0.1uf & 47uf capacitor.</p> <p>4.Tolerance: includes set up tolerance, line regulation, load regulation.</p> <p>5.Line regulation is measured from low line to high line at rated load.</p> <p>6.Load regulation is measured from 10% to 100% rated load</p> <p>7.Derating may be needed under low input voltages. Please check the static characteristics for more details.</p> <p>8.The power supply is considered as an independent unit, but the final equipment still need to re-confirm that the whole system complies with the EMC directives. For guidance on how to perform these EMC tests, please refer to "EMI testing of component power supplies." (as available on http://www.meanwell.com)</p>							

■ Derating Curve

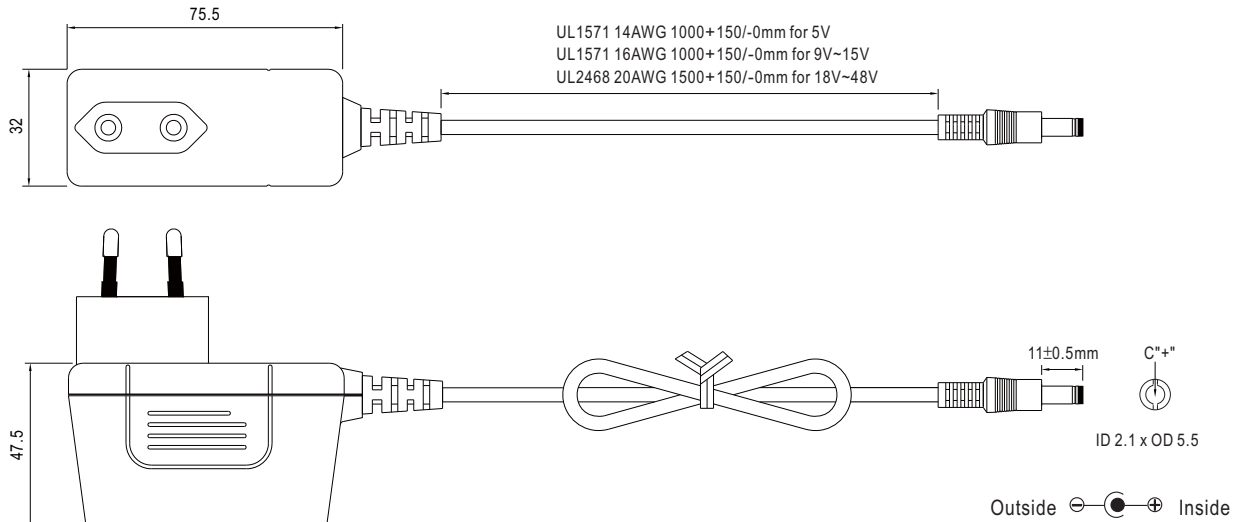


■ Static Characteristics



■ Mechanical Specification

Unit:mm



■ Plug Assignment

Standard plug: P1J

P1J	
P/N	OUTPUT
CENTER	+

■ Installation Manual

Please refer to : <http://www.meanwell.com/webnet/search/InstallationSearch.html>